




**WORKSTATIONS
FOR ALL SPACES**

TWIN CLICK Workstations



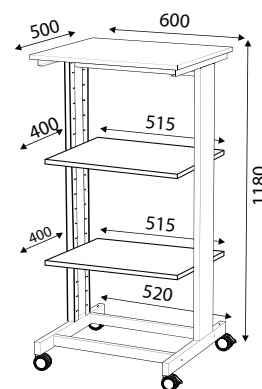
Freedom of choice - the right height for sitting, standing or any height in between.
Lift the monitor and keyboard plate and **CLICK** to the correct working height.



6830 TWIN CLICK Printer Stand I

Colours: 6860-0 Beech
6860-9 Grey
Max. load: 40 kg.
HEAVY DUTY castors:
2 with and
2 without brakes
Accessories: 6667 + 9040

- Grey frame with panels in beech or grey
- Incl. 2 printer shelves
- Provides space saving
Accommodate a printer, CPU, fax, paper trays and other devices

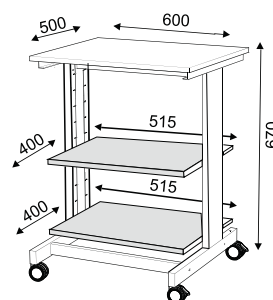


6860 TWIN CLICK Printer Stand 2

Colours: 6860-0 Beech
6860-9 Grey

Max. load: 40 kg.
HEAVY DUTY Castors:
2 with and 2 without brakes
Accessories: 6667 + 9040

- Grey frame with panels in beech or grey
- Incl. 2 printer shelves
- Provides space saving
Accommodate a printer, CPU, fax, paper trays and other devices



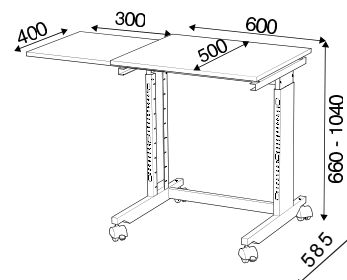
6651 TWIN CLICK Multi-Purpose Table

Colours: 6651-0 Beech
6651-9 Grey

Castors: 2 with brakes
and 2 without

W: 600 mm, D: 500 mm,
H: 660-1040 mm
Max. load: 40 kg.

- Grey frame with desktop in beech or grey
- Includes sliding shelf, sliding out to right or left
- A multi-purpose table that can be used for laser printer, fax etc.
- Accessories: 6667



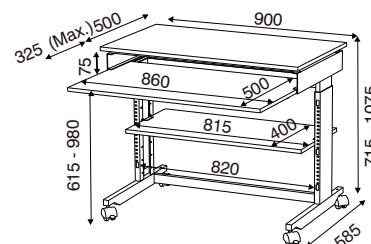
6810 TWIN CLICK Workstation



Colours: 6810-0 Beech
6810-9 Grey

Castors: 2 with brakes
and 2 without
Max. load: 40 kg.

- Desktop in beech or grey adjustable in depth
- Including printer shelf
- Lift and CLICK for adjustment



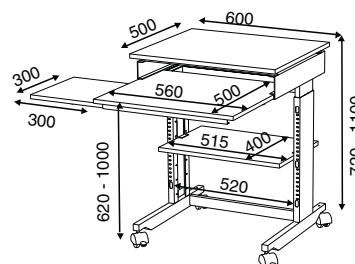
6820 TWIN CLICK Workstation



Colours: 6820-0 Beech
6820-9 Grey
Castors: 4 (2 lockable)

Accessory: 6667

- desktop in beech or grey
- Including printer shelf
- Retractable keyboard plate
- Lift and CLICK for adjustment

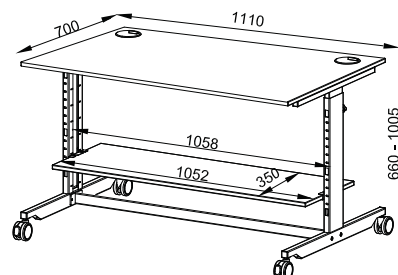


6840 TWIN CLICK Workstation



Colours: 6840-0 Beech
6840-9 Grey
HEAVY DUTY castors:
2 with and 2 without brakes
Max. load: 40 kg.

- Grey frame with panels in beech or grey
- Lifting and click on the correct working height
- Incl. 1 printer shelf
- Incl. 2 pieces 1016 TRADE plastic grommet, Grey
- Incl. 9040 TWIN Pen Tray, Black
- Incl. 14198 TWIN Cable Cage, Silver

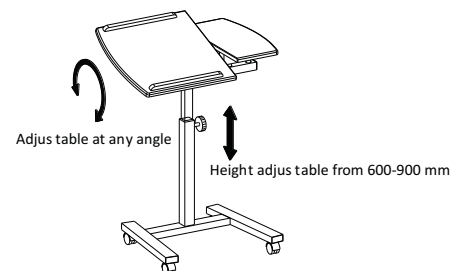
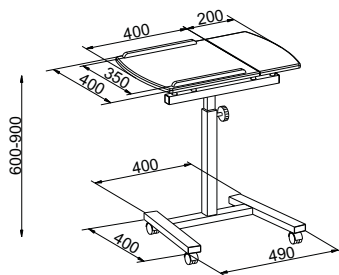


6650 TWIN MULTI-PURPOSE TABLE/MEHRZWECK-TABELLE

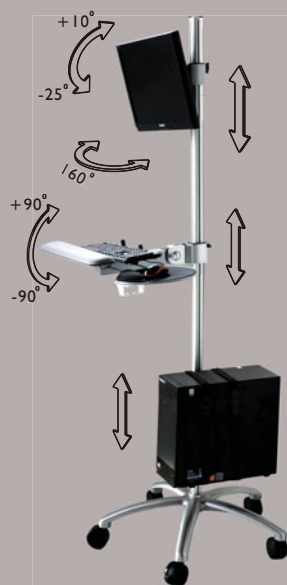
Colours: 6650-I Black



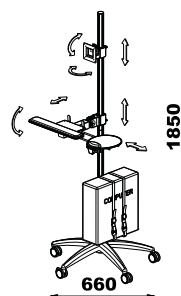
- Grey powder coated steel construction;
- Black melamine coated MDF board with 2 stoppers to prevent items from slipping off;
- Height adjustable from 600-900mm in easy way; Angle adjustable quickly;
- Mobile on 4 casters. 2 casters include brakes for locking position.
- Supplied flat pack – easy self-assembly;



6870 TWIN MOBILE COMPUTER WORKSTATION/ARBEITSPLATZ



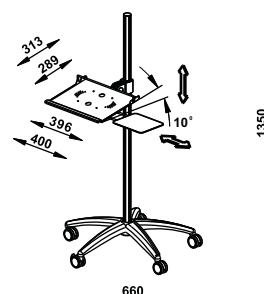
- Lightweight and durable aluminum construction, 660mm base. 1850mm height;
- Monitor mount adjusts easily for optimal viewing;
- Height adjustable for Monitor mount and Keyboard tray in easy way;
- Keyboard/Mouse tray up or down easily for storage;
- Retractable mouse tray that can be attached on either side for convenience;
- Soft Wrist Pad and Mouse pad with soft wrist foam for comfort
- Strap CPU Holder assembles CPU tightly in easy way.
- 5 silent casters. 3 casters include brakes for locking position.



6871 TWIN MOBILE LAPTOP WORKSTATION/ARBEITSPLATZ



- Lightweight and durable aluminum construction, 660mm base. 1350mm height;
- Laptop tray fits typical laptops up to 15" screen;
- Platform is angled at 10 degrees for ergonomic operation;
- Height adjustable in easy way;
- The security bar secures your laptop via included screws or small padlock.
- Retractable mouse tray that can be attached on either side for convenience;
- 5 silent casters. 3 casters include brakes for locking position.



6930 / 6931 / 6932 TWIN Rectangular Table



Beech / Silver



Black / Silver



White / White



Walnut / White



Oak / White



Grey wood / White



- E1 grade T18 mm melamine coated chipboard, 6 colors available;
- Frame made of rectangular tubular steel 50x25 mm with powder coating;
- Table legs with floor level adjustment screws;
- Heavy duty desk; Durable and stable;
- Supplied flat pack – easy self-assembly; Mail Order Packaging.

Measures	Item No.	Table Top colour	Metal Frame colour
1200 x 600 x 760	6930-0	Beech finish	Silver
	6930-1	Black	Silver
	6930-2	White	White
	6930-16	Walnut finish	White
	6930-20	Oak finish	White
	6930-21	Grey wood finish	White
1500 x 800 x 760	6931-0	Beech finish	Silver
	6931-1	Black	Silver
	6931-2	White	White
	6931-16	Walnut finish	White
	6931-20	Oak finish	White
	6931-21	Grey wood finish	White
1800 x 800 x 760	6932-0	Beech finish	Silver
	6932-1	Black	Silver
	6932-2	White	White
	6932-16	Walnut finish	White
	6932-20	Oak finish	White
	6932-21	Grey wood finish	White

6935 / 6936 TWIN Corner Desk



Beech / Silver



Black / Silver



White / White



Walnut / White



Oak / White



Grey wood / White



- E1 grade T18 mm melamine coated chipboard, 5 colors available;
- Frame made of rectangular tubular steel 50x25 mm with powder coating;
- Table legs with floor level adjustment screws;
- Mountable on both sides;
- Heavy duty desk; Robust and stable;
- Supplied flat pack – easy self-assembly; Mail Order Packaging.

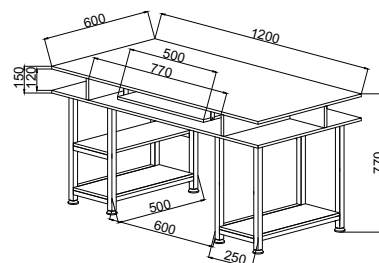
Measures	Item no.	Desktop colour	Metal Frame colour
1650 x 1200 x 760	6935-0	Beech finish	Silver
	6935-1	Black	Silver
	6935-2	White	White
	6935-16	Walnut finish	White
	6935-20	Oak finish	White
	6935-21	Grey wood finish	White
1800 x 1800 x 760	6936-0	Beech finish	Silver
	6936-1	Black	Silver
	6936-2	White	White
	6936-16	Walnut finish	White
	6936-20	Oak finish	White
	6936-21	Grey wood finish	White



6918 TWIN Traditional Computer Desk

Colours: 6918 Retro wood

- Product size: 120x60x78 cm;
- E1 grade T15mm melamine coated chipboard in maple color;
- Frame made of square tubular steel 25x25 mm with black powder coating;
- With retractable keyboard tray;
- Table legs with floor level adjustment screws;
- Supplied flat pack – easy self-assembly; Mail Order Packaging;



6920 TWIN Classic Computer Desk



6920-16



6920-0



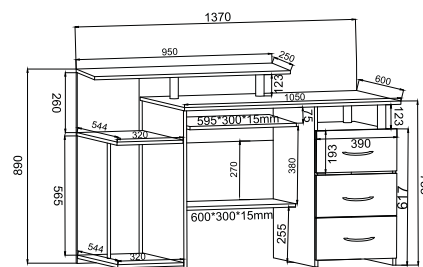
6920-20



6920-2

Colours: 6920-0 Beech 6920-16 White/Walnut
6920-2 White 6920-20 Oak/White

- Product size: 137x60x89 cm;
- E1 grade T15mm melamine coated chipboard in white and walnut color;
- Table legs with floor level adjustment screws;
- Durable and stable;
- Supplied flat pack – easy self-assembly;
- Mail Order Packaging;



6921 TWIN TWIN Mobile Drawer



6921-1



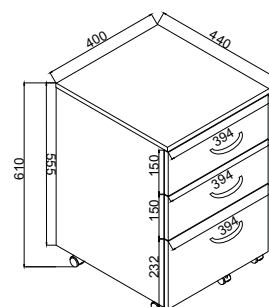
6921-16



6921-2

Colours: 6921-1 Graphite 6921-16 Walnut
6921-2 White

- Product size: 40x44x61 cm;
- E1 grade T15mm melamine coated chipboard in black color;
- Mobile on 4 casters. 2 casters include brakes for locking position;
- Supplied flat pack – easy self-assembly; Mail Order Packaging;

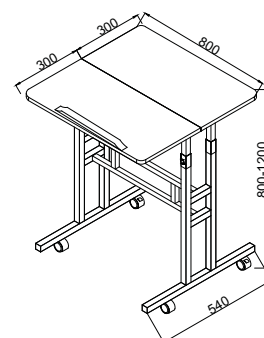


6915 TWIN Flexible Laptop Stand



Colours: 6915-20 Oak

- Product size: 80x60x(80-120) cm;
- E1 grade T15mm melamine coated chipboard in oak color;
- Table top is consist of 2 separate boards;
- Height and angle adjustable quickly in easy way;
- Frame made of square tubular steel 25x25 mm with white powder coating;
- Table top with stopper to prevent items from slipping off;
- Mobile on 4 casters. 2 casters include brakes for locking position.
- Supplied flat pack – easy self-assembly; Mail Order Packaging;

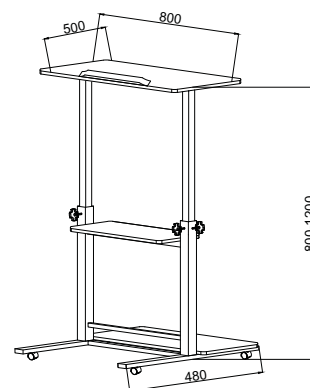


6916 TWIN Mobile Computer Stand



Colours: 6916 Walnut

- Product size: 80x50x(80-120) cm;
- E1 grade T15mm melamine coated chipboard in walnut color;
- Height adjustable quickly in easy way;
- Frame made of square tubular steel 40x40 mm with white powder coating;
- Table top with stopper to prevent items from slipping off;
- Mobile on 4 casters. 2 casters include brakes for locking position.
- Supplied flat pack – easy self-assembly; Mail Order Packaging;

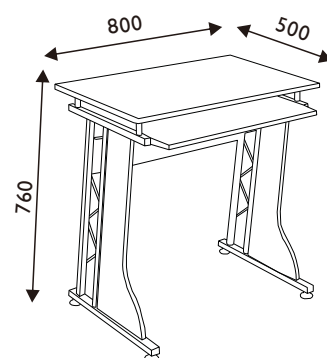


6946 TWIN Computer Desk



Colours: 6946 Walnut

- Product size: 80x50x76 cm;
- E1 grade T15mm melamine coated chipboard;
- Frame made of tubular steel with powder coating;
- With retractable keyboard tray;
- Table legs with floor level adjustment screws;
- Supplied flat pack – easy self-assembly; Mail Order Packaging;

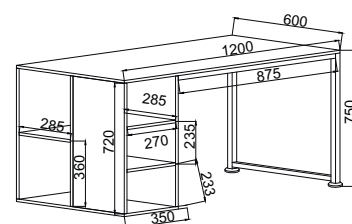


6917 TWIN Multi-functional Desk



Colours: 6917 White/Maple

- Product size: 120x60x75 cm;
- E1 grade T15mm melamine coated chipboard in maple and white color;
- Frame made of square tubular steel 25x25 mm with white powder coating;
- Table legs with floor level adjustment screws;
- Supplied flat pack – easy self-assembly; Mail Order Packaging;



6942 TWIN Height Adjustable Stand



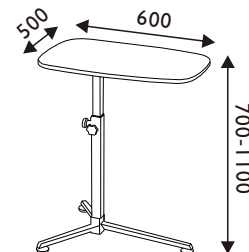
6942-1



6942-2

Colours: 6942-1 Black
6942-2 White

- Product size: 60x50x(70-110) cm;
- E1 grade T15mm melamine coated chipboard, 2 colors available;
- Height adjustable quickly in easy way;
- Frame made of square tubular steel 40x40 mm with powder coating;
- Table legs with floor level adjustment screws;
- Supplied flat pack – easy self-assembly; Mail Order Packaging;



6943 TWIN Versatile Desk



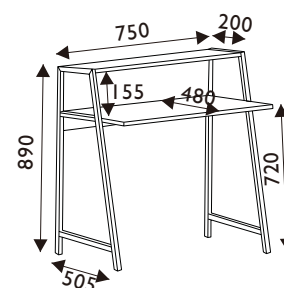
6943-16



6943-20

Colours: 6943-16 Walnut/Silver
6943-20 Oak/White

- Dimensions (H x W x D): 89 x 78 x 50.5 cm;
- E1 grade T15mm melamine coated chipboard, 2 colors available;
- Frame made of square tubular steel with powder coating;
- Table top with elevated shelf for additional work surface;
- Table legs with floor level adjustment screws;



6944 TWIN Easy-up Folding Table



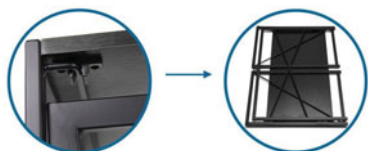
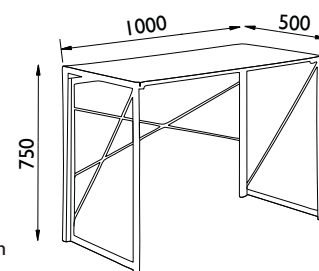
6945-1



6945-2

Colours: 6945-1 Black
6945-2 White

- Product size: 100x50x75 cm;
- E1 grade T15mm melamine coated chipboard;
- Frame made of tubular steel with powder coating;
- Table legs with floor level adjustment screws;
- The sturdy frame offers optimum stability at all times. The diagonal braces ensure additional stability;
- Thanks to the practical folding function, the desk can be set up in a few simple steps and can be folded up again when not in use and stowed away to save space;
- Compactfolded (H x W x D): 3 x 100 x 75 cm

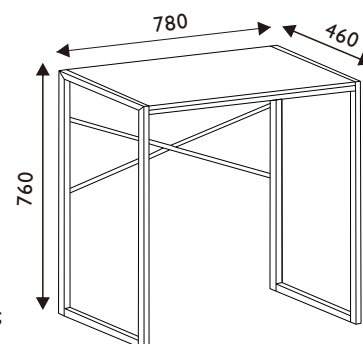


6945 TWIN Basic Table



Colours: 6945-2 White

- Product size: 78x46x76 cm;
- E1 grade T15mm melamine coated chipboard;
- Frame made of tubular steel with powder coating;
- Table legs with floor level adjustment screws;
- The sturdy frame offers optimum stability at all times. The diagonal braces ensure additional stability;
- Supplied flat pack – easy self-assembly; Mail Order Packaging

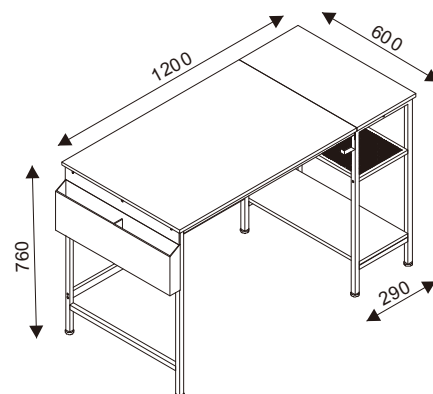


6910 TWIN Multi-functional Desk



Colours: 6910 Black/Wood Grain

- Product size: 120x60x76 cm;
- E1 grade T15mm melamine coated chipboard;
- Frame made of square tubular steel 20x20 mm with black powder coating;
- With durable fabric bag;
- Table legs with floor level adjustment screws;
- Supplied flat pack – easy self-assembly;
- Mail Order Packaging;



6919 TWIN Corner Desk



6919-1

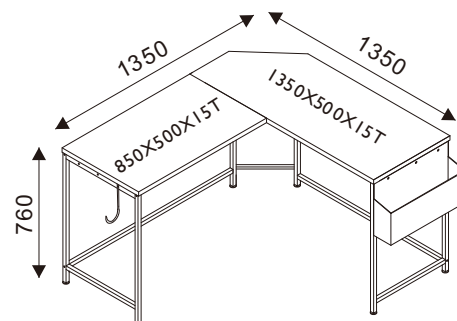


6919-2

Colours: 6919-1 Black

6919-2 White

- Product size: 135x135x76 cm;
- E1 grade T15mm melamine coated chipboard;
- Frame made of square tubular steel 20x20 mm with black powder coating;
- With durable fabric bag;
- Table legs with floor level adjustment screws;
- Supplied flat pack – easy self-assembly;
- Mail Order Packaging;



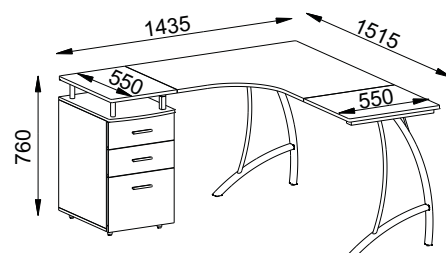
6939 TWIN Corner Desk



6939-16

Colours: 6939-16 Walnut/Silver

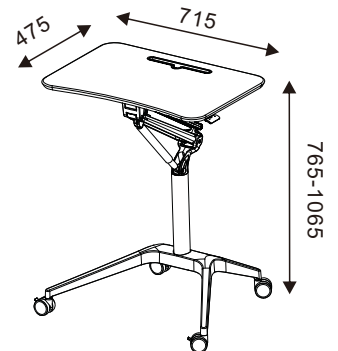
- Product size: 143.5x151.5x76 cm;
- E1 grade T15mm melamine coated chipboard;
- Frame made of tubular steel 30x15 mm with powder coating;
- With 3 drawers;
- Supplied flat pack – easy self-assembly;
- Mail Order Packaging;





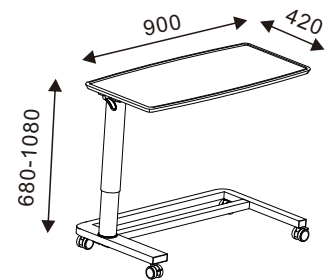
6653 TWIN Mobile Gas Lifting Table

- Gas spring lifting mechanism; Height adjustable;
- E1 grade T18 mm melamine coated chipboard. Various colors available;
- Alu. die-casting construction;
- Powder coating in silver color;
- 4 mute castors; 2 lockable.
- Extra holder for ipad, cell phone, pens etc.



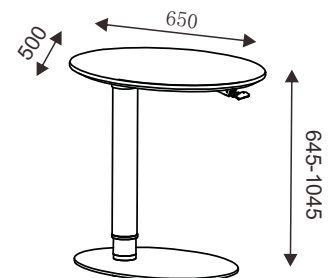
6665 TWIN Mobile Gas Lifting Side Table

- Gas spring lifting mechanism; Height adjustable;
- E1 grade T18 mm melamine coated chipboard. Various colors available;
- Alu. die-casting construction;
- Powder coating in silver color;
- 4 mute castors; 2 lockable.
- Extra holder for ipad, cell phone, pens etc.



6660 TWIN Gas Lifting Side Table

- Gas spring lifting mechanism; Height adjustable;
- E1 grade T18 mm melamine coated chipboard. Various colors available;
- Alu. die-casting construction;
- Powder coating in silver color;
- Extra holder for ipad, cell phone, pens etc.



Color options

Color code of wood board



XXXX-1
Black



XXXX-2
White



XXXX-22
Marple Wood



XXXX-16
Walnut

Color of metal frame



White



Silver

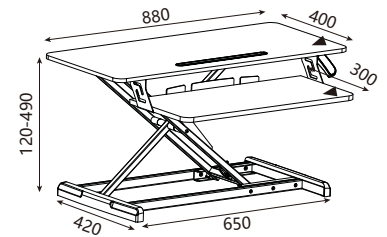


Black

6655 TWIN Ergonomic Laptop desk



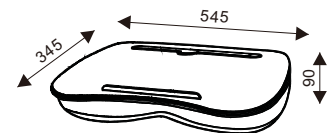
- High-quality gas spring lifting mechanism;
- Soft and smooth height adjustments by pressing the handler easily;
- Durable and robust powder coated steel structure make the desk very stable;
- E1 grade melamine coated chipboard in black color;
- Desktop slot provides extra space for cell phone and pens etc.
- Ergonomic keyboard tray keeps proper height between keyboard and monitor to prevent wrist strain.



6656 TWIN Bamboo Portable Desk



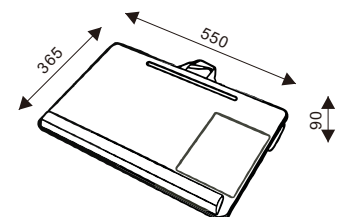
- High-quality bamboo desk top;
- Soft pillow on the backside;
- Pillow cover: nylon fabric; Pillow core: polystyrene foam;
- Desktop slot provides extra space for cell phone, ipad and cup etc.
- Multi-used as a laptop desk, copy holder or a pillow for rest;
- Provides more comfort and more stability;
- This laptop desk is lightweight, that allows you to easily take it with you everywhere.



6657 TWIN Bamboo Portable Desk



- High-quality bamboo desk top;
- Soft pads on the backside;
- Soft pad cover: nylon fabric; Pillow core: polystyrene foam;
- Desktop slot provides extra space for cell phone, ipad etc;
- Desktop with soft wrist foam for comfort use;
- with mouse pad for convinient use;
- Multi-used as a laptop desk, copy holder or a pillow for rest;
- This laptop desk is very lightweight and comes with a handle, that allows you to easily take it with you everywhere.



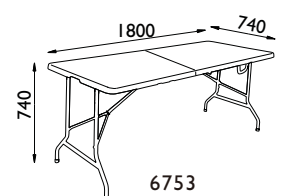
6753 / 6754 TWIN Portable Folding Table



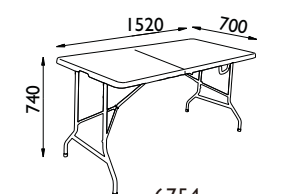
Folded view

- ;HDPE plastic table top;
- Thanks to the folding function, the desk can be set up in a simple way and can be folded up again when not in use and stowed away to save space;
- This desk can be folded in small size and comes with a handle, that allows you to easily take it with you everywhere;
- The sturdy powder coated metal frame with locking mechanism offers optimum stability at all times;
- Compactfolded size / weight:

6753: 7 x 90 x 74 cm, 11 kg;
6754: 7 x 76 x 70 cm, 10 kg.



6753



6754

WORKSTATIONS FOR ALL SPACES



TWINCO Solution ApS
Hjortevænget 2
DK-4130 Viby Sjælland
Telefon: +45 7877 3587
info@twincosolution.dk
www.twinco.dk